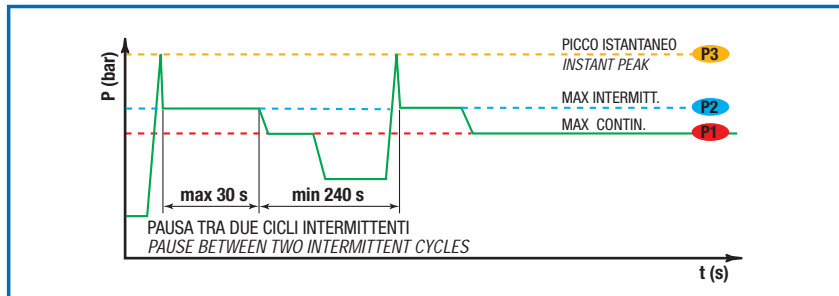


DATI TECNICI / TECHNICAL DATA

ESEMPIO CICLI LAVORO / EXAMPLE OF WORKING CYCLES



Pressione d'aspirazione: <i>Inlet pressure:</i>	0.7 ÷ 1.5 bar (assoluti/absolute)
Campo viscosità lavoro: <i>Operating viscosity range:</i>	12 ÷ 100 cSt
Temperatura fluido °C (t): <i>Fluid temperature °C (t):</i>	-10° + 80° C

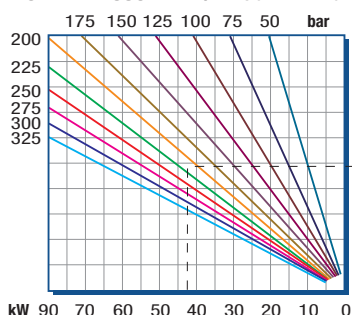
Pressione Lavoro <i>Working Press.</i>	P2	Contaminazione / <i>Contamination</i>		Filtro / <i>Filter</i> βx = 75
		NAS 1638	ISO 4406	
≤ 200 bar		12	21/18	40 μm
≥ 200 bar		11	20/17	25 μm

◀ **FILTRAZIONE CONSIGLIATA (ritorno o mandata)**
RECOMMENDED FILTERING (return or outlet)

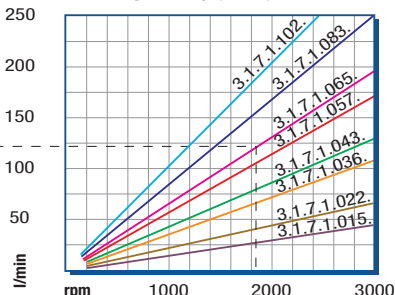
TIPO / <i>TYPE</i>			
Cilindrata <i>Displacement</i>	Vg	cm ³ /n cm ³ /rev.	
Pressione massima continua <i>Max continuous operating pressure</i>	P1	bar	
Pressione massima intermittente <i>Max intermitt. operating pressure</i>	(max 30 s) P2		
Pressione massima di picco <i>Max peak pressure</i>	(≤ 0.1 s) P3		
Velocità massima intermittente <i>Max intermittent speed</i>	(P ≤ 20 bar) n3	n/min r.p.m.	
Velocità massima continua <i>Max continuous speed</i>	(≤ P1) n1		
Velocità minima intermittente <i>Min intermittent speed</i>	(≤ P2 x 0.5) n4 (max 30 s)		

XP-4D 102
102
180
200
250
2500
2000
400

POTENZA ASSORBITA / ABSORBED POWER



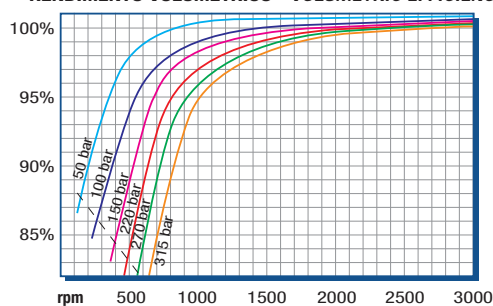
PORTATA / CAPACITY



RILIEVI ESEGUITI CON OLIO
ISO VG 46 A 50° C (ν=30 cSt)
THE ABOVE SPECIFICATIONS
REFER TO OIL TYPE ISO
VG 46 AT 50° C (ν=30 cSt)

DIAGRAMMI / DIAGRAMS

RENDIMENTO VOLUMETRICO - VOLUMETRIC EFFICIENCY



COPIA ASSORBITA / INPUT TORQUE

